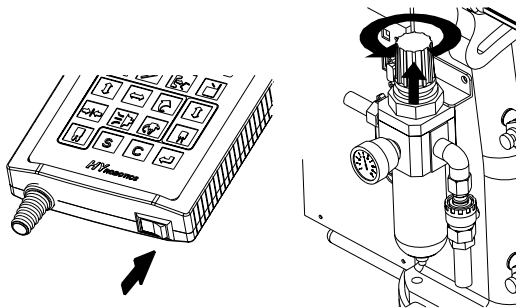


### 2.2.10 Cushion Control for Up, Kick, Swing

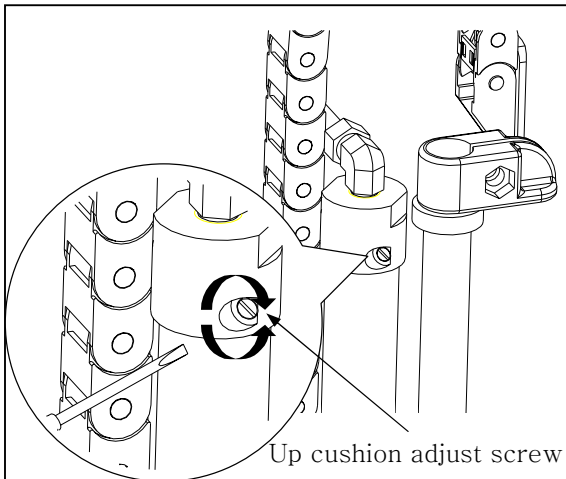
The cushions are adjusted to optimum condition at the factory. You should not need to adjust them If required , follow below step.

**⚠ WARNING** Adjusting Cushion should be done after adjust the speed control




#### ● STEP 1

Turn off Power. Supply the air pressure to the system



#### ● STEP 2

Up cushion adjust screw will control the shock absorbing ability for Up motion of cylinder  
Adjust screw CW for increasing cushion , CCW for decreasing cushion.



#### ● STEP 3

Adjust Kick cushion with kick Cushion adjust screw.  
Adjust screw CW for increasing cushion, CCW for decreasing cushion